

The background of the slide is a dark, muted green color. It is decorated with various silhouettes of leaves and flowers in a lighter shade of green. These silhouettes are scattered across the page, with a higher concentration along the left and right edges, framing the central text. The leaves vary in shape, including some with prominent veins and others that are more rounded or lobed. The flowers are also diverse, with some showing multiple petals and others being more star-shaped or daisy-like.

The Salem College Herbarium

Helen Fowowe

Salem College

History of Salem College Herbarium

- The Salem College Herbarium was founded in 1772.
- Specimens from 1817 by Christian Denke (1775 – 1838) to present.



Early Collectors

- Dr. Benjamin Veirling (1765-1817):
 - Arrived at Salem in the fall of 1789.
 - Salem community doctor extensively used local medicines.
- Lewis Von Schweinitz:
 - Father of American Mycology
- Jacob van Vleck (1751-1831):
 - Botanist who came to Salem in 1812.
 - Appointed as a Pastor at Salem.

Early Collectors

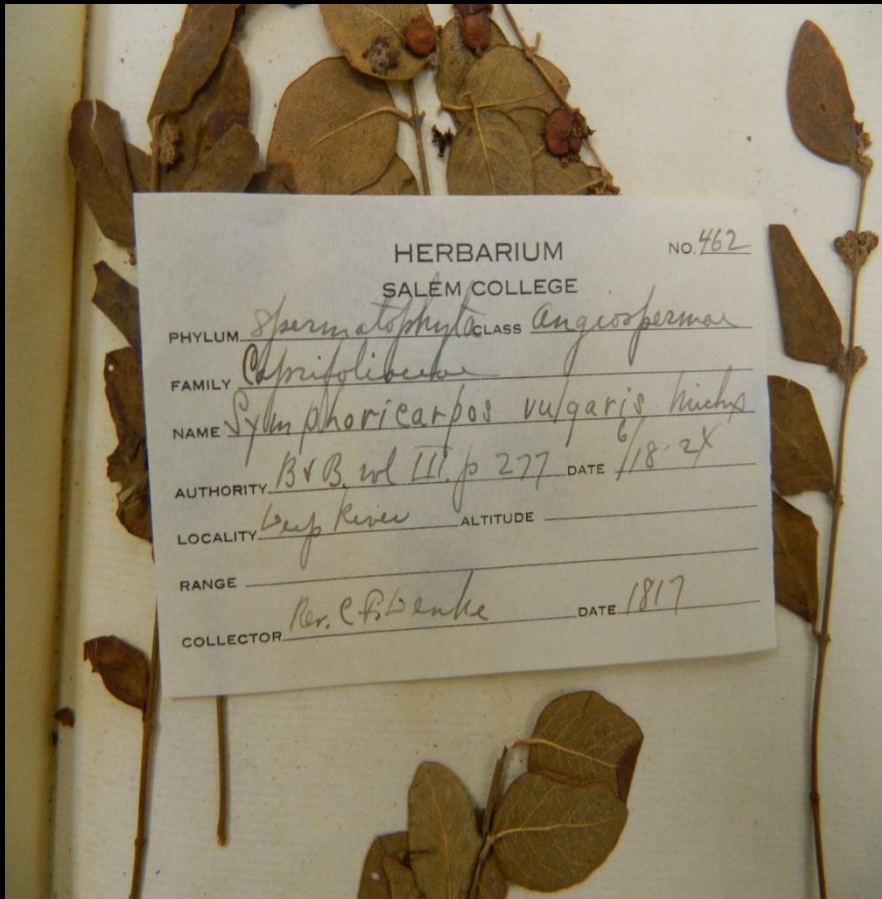
- Samuel Kramtsch (1758 – 1824):

- Bookbinder and Botanist
- Member of the clergy

- Paul C. Stanley (1884-1963):

- One of NA.'s most prolific systematic botanists.

Our Oldest Specimen!




Symphoricarpos Vulgaris

- Phylum: Spermatophyta
- Class: Angiospermae
- Family: Caprifoliaceae
- Locality: Deep River
- Collector: C. Frederick Denke
- Date: 1817.

Historical Collection Information

- 1817- 1895
- Est. 1000 Specimens.
- Est. 50 Families
- Geographical range
 - ❖ Largely local
 - ❖ Some specimens from Europe, S. American and other regions of the US.

Some specimens are in good shape



Some specimens are in fairly good shape



Some specimens are in bad shape




“Modern” Collection

- ~1900- Present
- Est. of 5000 Specimens
- Est. 250 Families
- Majority collected by Salem students and faculty
- Collection is largely from NC.

Ongoing Work

- 600 databased specimens
 - Maintained by UNC Herbarium
- Mounting of specimens.
- Volunteer opportunities
- Student research and education



Future goals

- What would we like to be doing
 - Digital imagery
 - Preservation of the historical specimen.

Acknowledgements

- I would like to thank the Salem College Biology Department, Dr. Dane Kuppinger and Dr. Gil Nelson.



Thank you very much for your time!

Any Questions?