




Exploring Interdisciplinary Exchange

iDigBio – March 2013

Sally Bjork

University of Michigan History of Art








Exploring - iDigBio March 2013 - S. Bjork







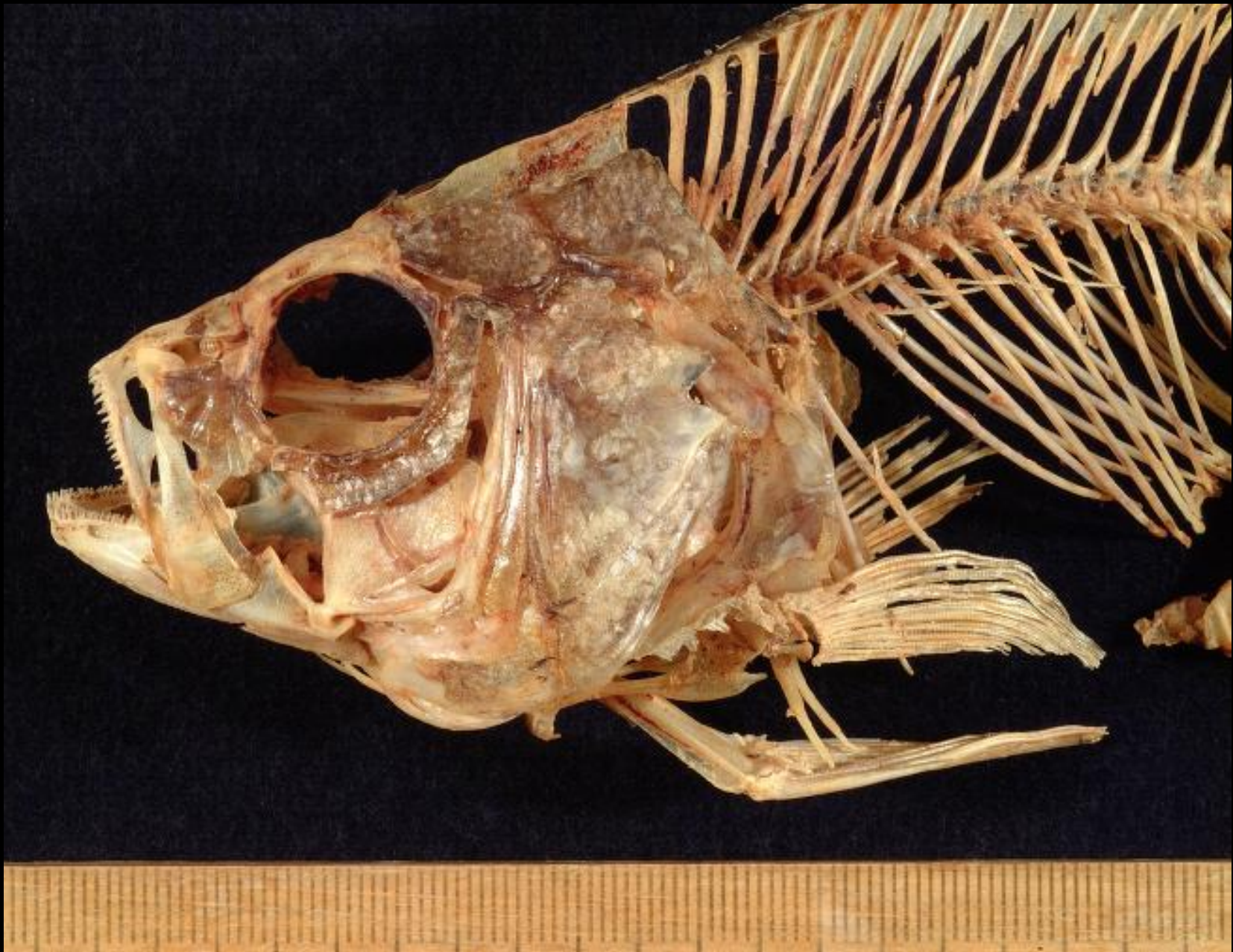




Exploring - iDigBio March 2013 - S. Bjork







Exploring - iDigBio March 2013 - S. Bjork



Exploring - iDigBio March 2013 - S. Bjork

Drawing, Chinese, T'ang Dyn.
Ink on paper
Lion
From Tun Huang,
London, British Museum


353d
10





Exploring - iDigBio March 2013 - S. Bjork

Images Across LSA
Museums
and
Collections



Insects

The Insect Division houses a world-class collection with over 4.5 million specimens from all over the globe. An emphasis on specific taxonomic groups has produced outstanding collections of the Acari, Orthoptera, and Odonata, and to a lesser extent, the Homoptera, Coleoptera and Lepidoptera.

Division of Fishes

The Division of Fishes of the Museum of Zoology is a research resource and teaching center dedicated to the study of fish evolution, phylogeny, distribution, and systematics.

Birds Division

The Bird Division is a collection of resources for people who conduct research on or need information about birds. The faculty staff and various graduate students are available to assist you.

Reptiles & Amphibians

The Division of Reptiles & Amphibians maintains a collection that is worldwide in scope and presently contains 195,469 catalogued lots representing 431,316 individual specimens.

Mollusks

The Mollusk Division of the Museum of Zoology is a research resource and teaching center dedicated to the study of mollusk evolution, phylogeny, distribution, and systematics.

Division of Mammals

The Mammal Division of the Museum of Zoology was established in 1837, and has grown steadily to its current size, with over 150,000 specimens. An emphasis on specific taxonomic groups has produced outstanding collections of the Acari, Orthoptera, and Odonata, and to a lesser extent, the Homoptera, Coleoptera and Lepidoptera.

Division of Reptiles & Amphibians

The Division of Reptiles & Amphibians maintains a collection that is worldwide in scope and presently contains 195,469 catalogued lots representing 431,316 individual specimens.

University of Michigan
Images Across LSA Museums and Collections
Current Practices

	Anthropology	Herbarium	History of Art	Malaco	Museum of Natural History	Paleontology	Zoology - combined
Source	Physical Materials: paper (excluding text notes)						
	Webcasts						
	Scans including field photographs						
	Digital (hard photos, scans, donations)						
	Download						
	Outdate						
	Field Notes (bound and unbound)						
	FILM						
	35mm slide						
	35mm microfilm (16mm) transparencies, etc.						
	hard copy files						
	burned transparencies and negatives						
	Color Negatives						
	Color Slides (ink samples)						
	Laminated Slides						
	Photographic, archival and other						
	Prints and illustrations						
	COMPOUNDS						
	3-Dimensional						
	Flat, mounted to paper						
	Books						
	MOVIES/VIDEO						
	Home						
	digital video						
	Other (VHS, etc.)						
	Unlabeled images (books, notes, etc.)						
	Notes						

University of Michigan
Images Across LSA Museums and Collections
Current Practices

	Anthropology	Herbarium	History of Art	Malaco	Museum of Natural History	Paleontology	Zoology - combined
Capture Method	3D modeling						
	CT scans						
	FLATBED SCANNING						
	Flatbed, reflective						
	Flatbed, non-reflective						
	Specialized Flat Bed Scanning						
	beam Scanner						
	IMPROVISATION/ADAPTATION						
	flexible						
	rigid						
	Photography: Monochrome						
	Photography: color or special setup, w/ or w/o hard backside field						
	Photography: see "beam scanner"						
	Photography: head out photography equipment, more advanced than in-house						
	3-Flat						
	3-Flat						
	CAMERA, DSLR:						
	DSLR, low end pro						
	DSLR, high end prosumer						
	REFLECTIVE ACCESSORIES						
	Flatbed or improvisation						
	Flatbed or improvisation w/ 3-D setup						
	Flatbed, reflective only						
	Custom setup: Premium lenses or custom setup of equipment or props						
	beam Scanner						

University of Michigan
Images Across LSA Museums and Collections
Current Practices

	Anthropology	Herbarium	History of Art	Malaco	Museum of Natural History	Paleontology	Zoology - combined
Format	Photo boxes						
	Matrix accessories, pins						
	Microscope system capabilities						
	COPIES/IMAGES						
	flexible						
	w/ digitizing tool or flatbed scanner						
	PRINTING/EXPORT, hard copy, including flatbed						
	File from equipment						
	SCANNING						
	Acrobat						
	Export Scan						
	Export Scan						
	Yield Scan (unlabeled, supported files not included)						
	EXPORT IMAGES, PDF, etc.						
	Acrobat						
Photoshop							
Lighthouse							
Illustrator							
QuarkXPress							
Prepressory (CS)							
FILE MANAGEMENT							
A Better Finder Rename							
Bridge							
Image Magnet							
SOFTWARE MANAGEMENT							
Acrobat							

University of Michigan
Images Across LSA Museums and Collections
Current Practices

	Anthropology	Herbarium	History of Art	Malaco	Museum of Natural History	Paleontology	Zoology - combined
File Format	Raw/RAW files						
	TIFF						
	TIFF						
	TIFF						
	TIFF						
	TIFF						
	TIFF						
	TIFF						
	TIFF						
	TIFF						
	TIFF						
	TIFF						
Flattening	Project flattening: Collection ID, accession #, labeling # etc.) or Field Number # used as part of filename						
	File flattening or Collection Name: Collection ID, accession #, labeling # etc.)						
	File flattening or Non-Collection Name: Collection ID, label (event, object, etc.)						
	File flattening or Non-Collection Name: Collection ID, label (event, object, etc.)						
Metadata	Metadata (including including metadata)						
	Health, Software						
Storage	Students, Undergrad - PhD						
	Students, M, D, PhD						

University of Michigan
Images Across LSA Museums and Collections
Current Practices

	Anthropology	Herbarium	History of Art	Malaco	Museum of Natural History	Paleontology	Zoology - combined
Audience	Researchers, non-LSA						
	Publishers (books, scholarly publications, etc.)						
	Consumers (TV, documentaries, etc.)						
	Students						
	Insurance						
Delivery	MSU						
	Departmental Websites						
	Deep Blue (Research) Database						
	External Web Portals						
	Direct to User						
Storage, Primary	Server						
	External Hard Drive (P2P)						
	CDs						
Storage, Secondary (Backup)	Server						
	External Hard Drive						
	DVDs						
	Zip Drives						
	CDs						

Collaboration and Exchange

- Information
- Resources
- Services

SEARCH ITEMS WITHIN
COLLECTIONS

ADVANCED

Search

FIND A COLLECTION

Start typing to see only collections
containing these items.

BROWSE BY TITLE

FILTER BY GROUP

- All Great Lakes (11)
- Archaeology (7)
- Architecture (11)
- Art / Art History (21)
- Daily Life Series (3)
- Fish (5)
- Fungus (3)
- Image Class Sample Group (2)
- Karanis Site Research (2)
- Local History (13)
- Making of Ann Arbor (3)
- Mammal (3)
- Miscellaneous (10)
- Natural History (19)
- Photography (9)
- Southeast Asia (6)
- University of Michigan - Herbarium (5)
- University of Michigan - Museum of Zoology (11)
- University of Michigan - Special Collections Library (11)
- University of Michigan Collections (47)
- Visual Resources Collections (12)

96 Collections

[ACLS Humanities E-Book Images](#)


This collection contains over 4000 images from Humanities E-Book.

Access: Restricted to UM

Search within group: Miscellaneous

Sponsor: MPublishing

Records: 3,151 / **Images:** 4,658

[Advanced Papyrological Information System \(APIS UM\)](#)

The Advanced Papyrological Information System (APIS) is a collections-based repository hosting information about and images of papyrological materials (e.g., papyri, ostraca, wood tablets, etc.) located in collections around the world. It contains physical descriptions and bibliographic information about the papyri and other written materials, as well as digital images and English translations of many of these texts. When possible, links are also provided to the original language texts (e.g., through the Duke Data Bank of Documentary Papyri). The user can move back and forth among text, translation, bibliography, description, and image. With the specially-developed APIS Search System many different types of complex searches can be carried out. APIS includes both published and unpublished material.

Access: Public

Search within group: Archaeology, University of Michigan Collections, and Karanis Site Research

Sponsor: Digital Library Production Service

Records: 17,628 / **Images:** 12,985

[Ann Arbor Postcards](#)

The Making of Ann Arbor is a public collection of resources on the history and development of the Ann Arbor community, created in collaboration with the Ann Arbor District Library, the Bentley Historical Library, and the University of Michigan's Digital Library Production Service. The Making of Ann Arbor Postcard collection is comprised of 260 online images.

Access: Public

Search within group: Making of Ann Arbor

Sponsor: Digital Library Production Service

Records: 260 / **Images:** 260

[Archivision Architecture Images](#)

This collection is a rich archive of images of architectural monuments, landscape architecture, public art, etc.

Access: Restricted to UM

Search within group: Architecture, Art / Art History, and Visual Resources Collections

Sponsor: Digital Library Production Service

Records: 59,204 / **Images:** 59,204

[Art Images for College Teaching](#)

The Art Images for College Teaching (AICT) collection is intended primarily to disseminate images of art and architectural works in the public domain on a free-access, free-use basis to all levels of the educational community, as well as to the public at large. All images in this collection are the copyrighted property of art historian and photographer Allan T. Kohl.

Access: Public

Search within group: Architecture, Art / Art History, and Visual Resources Collections

Sponsor: Digital Library Production Service

Records: 2,296 / **Images:** 2,207

History of Art Department, Visual Resources Collections

 has digital media

BROWSE

[Sample media](#)
[Sample records](#)
[Newest additions and updates](#)


ACCESS

You are an authorized user of this collection.

CONTACT

Send comments on this collection to [E-mail Help](#).

SEARCH MULTIPLE COLLECTIONS

Search this collection with others in these groups: [Architecture](#), [Art / Art History](#), [Photography](#) and [Visual Resources Collections](#).

COLLECTION SIZE

Records: 322,918

Online Images/Media: 75,157

The **Department of the History of Art (HART)** digital collection consists of original photography donated by faculty, images provided by other University collections, images digitized from slides, books, journals, and prints as well as digital images licensed from vendors.

The Department's images that were gathered to form the former slide distribution project, namely ACSSA and AAPD are also available through ARTstor, which we recommend as the optimal method of accessing these resources. If you are interested in using ACSAA or AAPD images in UMDL Image Portfolios, please contact us using via vrum@umich.edu. The third of the slide distribution projects, UMSD is in process of being added to this UMDL system.

In addition to digital images, the HART VRC image collections includes informational records without images attached. The majority are from the Eleanor S. Collins VRC Teaching Collections located in Tappan Hall. These data records are searchable along with the digital image data records. These informational records will display the text "View Records" in the space where an image thumbnail will appear for digital images.

Please note that images and records are added every week to this site as we continue to digitize the precious research of our globe-trotting faculty. This ever-expanding site will continue to change and grow as we work to include more of the archives online.

Please use the "Problems/Comments About This Item" link to alert us to your image needs.

When using these digital images, it's your responsibility to observe the rights of the copyright holders and license restrictions. Contact us if you have if you have questions about your rights to use them. What are your rights?

- You may download or copy an image for a class paper.
- You may download or copy an image for a class/seminar/conference presentation.
- You may link to an image from your webpage or course page, but remember that non-UMich users will not be able to access the image.
- You may NOT download or copy an image to put on your (or any other) website.
- You may NOT download or copy an image for any other type of publishing, without gaining permission from the copyright holder. In most cases we have contact information should you need to contact the copyright holder.

SEARCH ITEMS WITHIN ADVANCED COLLECTIONS

FIND A COLLECTION

Start typing to see only collections containing these items.

BROWSE BY TITLE

FILTER BY GROUP

- All Great Lakes (11)
- Archaeology (5)
- Architecture (11)
- Art / Art History (13)
- Daily Life Series (3)
- Fish (5)
- Fungus (3)
- Image Class Sample Group (2)
- Karanis Site Research (2)
- Local History (13)
- Making of Ann Arbor (3)
- Mammal (3)
- Miscellaneous (10)
- Natural History (19)
- Photography (6)
- Southeast Asia (5)
- University of Michigan - Herbarium (5)
- University of Michigan - Museum of Zoology (11)**
- University of Michigan - Special Collections Library (11)
- University of Michigan Collections (46)
- Visual Resources Collections (9)

FILTER BY ACCESS

11 Collections

filtered from 86 originally ([Reset All Filters](#))



University of Michigan Museum of Zoology, Amphibian and Reptile Audio Files

The research collection of the University of Michigan, Museum of Zoology, Division of Reptiles and Amphibians is worldwide in scope and, as of the annual report 2006-2007, contains 238,000 catalogued lots representing 428,517 individual specimens (1,064 genera and 5,266 species) of which 13,516 are skeletons. This collection contains over one hundred digital audio files.

Access: Public

Search within group: University of Michigan Collections, Natural History, and University of Michigan - Museum of Zoology

Sponsor: Digital Library Production Service

Records: 111 / **Images:** 109



University of Michigan Museum of Zoology, Amphibian and Reptile Catalogue

The research collection of the University of Michigan, Museum of Zoology, Division of Reptiles and Amphibians is worldwide in scope and, as of the annual report 2006-2007, contains 238,000 catalogued lots representing 428,517 individual specimens (1,064 genera and 5,266 species) of which 13,516 are skeletons. This collection contains over 190,000 records describing the items within the Amphibian and Reptile catalog.

Access: Public

Search within group: University of Michigan Collections, Natural History, and University of Michigan - Museum of Zoology

Sponsor: Digital Library Production Service

Records: 193,469



University of Michigan Museum of Zoology, Amphibian and Reptile Type Specimens

The research collection of the University of Michigan, Museum of Zoology, Division of Reptiles and Amphibians is worldwide in scope and, as of the annual report 2006-2007, contains 238,000 catalogued lots representing 428,517 individual specimens (1,064 genera and 5,266 species) of which 13,516 are skeletons. This collection contains over one thousand images of individual specimens within the collection.

Access: Public

Search within group: University of Michigan Collections, Natural History, and University of Michigan - Museum of Zoology

Sponsor: Digital Library Production Service

Records: 410 / **Images:** 1,327



University of Michigan Museum of Zoology, Distribution Maps of Michigan Fishes

This collection contains map images showing the locations in which fish have been recorded in Michigan. The atlas contains separate maps for 153 species. Records are keyed to indicate whether a voucher specimen is available in the University of Michigan Museum of Zoology.

Access: Public

Search within group: University of Michigan Collections, Natural History, University of Michigan - Museum of Zoology, Fish, and All Great Lakes

Sponsor: Digital Library Production Service

Records: 153 / **Images:** 153



University of Michigan Museum of Zoology, Fish Collection Database

This collection contains catalog records of the University of Michigan Museum of Zoology's Fish Division's specimen collection. The database currently contains more than 58,000 records, with collection dates ranging from the 1850s to the present. The records include such information as scientific name, common name, collector and collection date, locality, and preparation type. (Note: some records contain more complete information than others.)

Access: Public

Search within group: University of Michigan Collections, Natural History, University of Michigan - Museum of Zoology, Fish, and All Great Lakes


Sponsor: Digital Library Production Service

Records: 58,435

University of Michigan Museum of Zoology, Fish Specimen Image Collection

Flora and Fauna of the Great Lakes Region: A Multimedia Digital Collection

BROWSE

[All media](#)[All records](#)

ACCESS

This collection is open to the public. You may have additional privileges if you log in.

CONTACT

Send comments on this collection to [E-mail Help](#).

SEARCH MULTIPLE COLLECTIONS

Search this collection with others in these groups: [All Great Lakes](#), [Fish](#), [Natural History](#), [University of Michigan - Museum of Zoology](#) and [University of Michigan Collections](#).

COLLECTION SIZE

Records: 623

Online Images/Media: 623

This collection contains images and descriptions of specimens from the Fish division representing species found in the Great Lakes region. The database currently contains more than 600 records. The records include such information as scientific name, common name, size, and description. Most recent data export: 08/2002. (Note: some records contain more complete information than others.)

Field Information

In addition to performing a full-text search ("Anywhere in record"), records may be searched by the following fields: Scientific Name, Genus, Species, or Common Name.

Fish Division Online Catalog

Go to the official [online catalog](#) of the University of Michigan Museum of Zoology Fish Division.

Zoology Museum

Go to the official [home page](#) of the University of Michigan Museum of Zoology.

QUICK LINKS

[MLibrary Image Collections](#)[MLibrary Digital Collections](#)[MLibrary](#)

CONTACT

Send comments on this collection to [E-mail Help](#).

COPYRIGHT

© 2012, Regents of the University of Michigan





















Sort: Family

623 results 18 19 20 21

Images with captions Images with record Captions only

Select all on page

Selected items (0): Add to portfolio

								
Fish Specimen Image Collection Esox niger chain pickerel head, close-up, lateral view Esocidae	Fish Specimen Image Collection Esox masquinongy masquinongy muskellunge lateral view Esocidae	Fish Specimen Image Collection Esox masquinongy masquinongy muskellunge head, close-up, lateral view Esocidae	Fish Specimen Image Collection Esox masquinongy skeleton, head, close-up, lateral view Esocidae	Fish Specimen Image Collection Esox masquinongy skeleton, tail, close-up, lateral view Esocidae	Fish Specimen Image Collection Esox americanus vermiculatus grass pickerel lateral view Esocidae	Fish Specimen Image Collection Esox americanus vermiculatus grass pickerel head, close-up, lateral view Esocidae	Fish Specimen Image Collection Esox americanus grass pickerel lateral view Esocidae	Fish Specimen Image Collection Esox americanus grass pickerel head, close-up, lateral view Esocidae
								
Fish Specimen Image Collection Esox lucius lateral view Esocidae	Fish Specimen Image Collection Esox lucius lateral view Esocidae	Fish Specimen Image Collection Esox lucius lateral view Esocidae	Fish Specimen Image Collection Esox lucius head, close-up, lateral view Esocidae	Fish Specimen Image Collection Fundulus notatus blackstripe minnow cleared and stained, lateral view Fundulidae	Fish Specimen Image Collection Fundulus diaphanus banded killifish lateral view Fundulidae	Fish Specimen Image Collection Fundulus dispar starhead topminnow lateral view Fundulidae	Fish Specimen Image Collection Fundulus dispar starhead topminnow head, close-up, lateral view Fundulidae	Fish Specimen Image Collection Fundulus notatus blackstripe minnow lateral view Fundulidae
								



DEEPBLUE

Getting Started

[Deep Blue FAQ](#)

[Services](#)

[Help](#)

[Home](#)

Contact Us

[Start a Collection](#)

[Report a Problem](#)

Policies

[Your Intellectual](#)

[Property](#)

[Preservation &](#)

[Format Support](#)

[Privacy](#)

[Roles &](#)

[Responsibilities](#)

Deep Blue uses

DSpace

[About DSpace](#)

[DSpace Federation](#)



Deep Blue provides access to the work that makes the University of Michigan a leader in research, teaching, and creativity. By representing our faculty, staff, and student scholars as individuals and as members of communities, Deep Blue is where you will find and the Library preserves the best scholarly and artistic work done at Michigan.

What you get when you use Deep Blue:

Visibility

Making your work accessible via Deep Blue will ensure more of your peers can find it (in Google Scholar, for example) and will cite it.

Permanence

Deep Blue uses special technology that assures the stability of your work's location online, making the citation to it as reliable as a scholarly journal, while as accessible as any website. No broken links!

Comprehensiveness

Deep Blue supports a variety of formats, and we encourage you to deposit not just the finished work but related materials (including data, images, audio and video files, etc.) to create a "director's cut" that gives context to that work and promotes further scholarship.

Safe storage

This goes hand-in-hand with permanence. Deep Blue ensures that you only have to deposit the work once. From then on the Library takes care of backups, compatibility, and format issues. There are some technical limitations to the formats we can support indefinitely, but our commitment to preserving the integrity of your work exactly as you deposit it is 100%.

Control over access

Deep Blue allows you to limit who can see various aspects of your work for a given time, if you need to. This is difficult to do on a personal website without hiding the work completely.


Context

Beyond what is described above, Deep Blue provides context in two additional ways. First, UM is a destination for the best researchers and scholars, and Deep Blue places you in the larger context of the UM environment, side-by-side with the scholarly and artistic contributions of your colleagues and students. Second, as other universities, institutions, and organizations begin to provide this service for their work as well, we will collaborate with them to create discipline-specific services.

The University Library provides this service free to you as part of the UM scholarly community. Further, Deep Blue is designed to meet not only today's demands but also new ones as they evolve. It will continue to grow and evolve to reflect current publishing needs and norms identified by UM faculty, staff, students, and the communities you form.

Your work: cited more, safe forever. Deep Blue makes it simple.

deepblue.lib.umich.edu



DEEPBLUE

[Login](#)
[Search Deep Blue](#)

[Go](#)

[Advanced Search](#)

[Browse by](#)

- [Communities & Collections](#)
- [Titles](#)
- [Authors](#)
- [Subjects](#)
- [Date](#)

[My Account](#)

[Login](#)

[Information](#)

- [About Deep Blue](#)
- [Help](#)
- [Contact Us](#)

University of Michigan
MLibrary

[Go](#)

Add Filters:

Use filters to refine the search results.

[Add](#)

Results/page Sort items by in order [Apply](#)

Search Results for Collection: Zoology, University of Michigan Museum of (UMMZ)

[Previous Page](#) Now showing items 1-10 of 417 [Next Page](#)

[1](#) [2](#) [3](#) [4](#) ... [42](#)

[Fish utilization of Great Lakes coastal wetlands](#)

Jude, David; Pappas, Janice L. (1992)

 (2MB)

[Studies of the fishes of the order Cyprinodontes. XVII: Genera and species of the Colorado River system](#)

Hubbs, C. L.; Miller, R. R. (University of Michigan Museum of Zoology, 1941)

 (242.2KB)

[A survey of upper jaw musculature in higher teleostean fishes](#)

Gosline, W. A. (University of Michigan Museum of Zoology, 1993)

 (518.7KB)


[Fish species observed on the shipwrecks Regina and Sport in Lake Huron](#)

Oldfield, Ronald G. (North American Native Fishes Association, 2007-06-06)

 (13.9KB)

[Report on investigations of the fish of the Galien River, Berrien County, Michigan](#)

Hankinson, T. L. (University of Michigan Museum of Zoology, 1920)

 (2.1MB)

Facebook Twitter Google+ YouTube Login FAQs Our People Social

Home About SI Academics Research Careers News & Events Giving Alumni Google Custom Search

school of information
M

HAVE QUESTIONS?

Careers

For students and alumni

iTrack

Careers in information

Career resources

Practical Engagement Program

Networking fair & expoSition

Alternative Spring Break

Student-Alumni Network

International engagement

For employers

Contact us

Who hires UMSI grads?


Student profile

Language barriers prevent people from communicating directly and are often a reflection of larger cultural divisions that hinder connection, say Jose Jimenez and Caitlin Holman.

[Read more](#)

Practical Engagement Program (PEP)

The Practical Engagement Program (PEP) is an integral part of the School of Information's professional masters' program. PEP integrates the application of knowledge and skills to specific problems outside the classroom, and both enables and requires you to combine what you have learned in the classroom with what you observe and experience in the "real world."



Master of Science in Information students must earn a portion of their 48 credits as PEP credits in order to graduate. You earn PEP credits by taking certain courses that allow you to work with outside organizations or by participating in an internship. Credits earned from internships apply toward the total number of academic credits required for your program.

- Students who entered the program before fall 2008 must earn at least six PEP credits to graduate.
- Students who entered the program fall 2008 or later must earn at least eight PEP credits to graduate.
- Students may complete up to 12 PEP credits through approved internships. There is no limit on the PEP credits students may earn through coursework.

You can earn your eight PEP credits through a combination of an approved internship and PEP courses. You may earn a maximum of 12 PEP credits through approved PEP internships (SI 690 or SI 681). There is no limit on the PEP credits you may earn through coursework.

PEP courses

Certain SI courses have PEP credits attached to them. In these courses, you may work with an outside organization on projects that are relevant to your academic program. For example, you may conduct studies and surveys or analyze information needs within an organization. Courses must be on the official PEP credits listing for the term in which the class is being taken.

PEP internships

Internships that meet certain criteria and are approved by the SI Career Development Office are eligible for PEP credits. PEP internships can be part-time or full-time, paid or unpaid. You need to enroll in SI 690 or SI 681 to receive credit for an internship. Internship must be approved for credit prior to the start of the internship.

Available internships are posted to iTrack, SI's online recruiting system. You can use this system to search for internships by industry area, preferred job function(s), geographic location, and/or by keyword search. Students can also explore the broad array of internships other SI students have participated in by viewing these [PEP internship portfolios](#). Additionally, students are encouraged to meet with SI Career Development Office staff to help develop an internship search strategy.

Additional Resources

PEP FAQ

PEP proposal and mentor agreement

CPT Authorization for International Students

Internships

Jessie Mannisto spent her summer internship in 2010 working with the University of Michigan Copyright Office.

[Read more](#)

Internships

Ellen Creal picked up experience in human-computer interaction in a summer internship at Yahoo!

[Read more](#)

http://www.si.umich.edu/careers/practical-engagement-program

Exploring - iDigBio March 2013 - S. Bjork



Explore
beyond the surface
iDigBio
Sally Bjork
sbjork@umich.edu
University of Michigan History of Art