

INHS Insect collection digitization workflow

The screenshot shows a web browser window with the URL 'members.illinois-natural-history.org/InsectCollection/edit.aspx'. The page title is 'Illinois Natural History Survey: Insect Collection' and the sub-header is 'Specimen Data Entry'. The form includes fields for 'Insect Collection', 'Catalog Number', 'Preparation Type', 'Number of Specimens', 'Sexes' (Males, Females, Adults Unsexed), 'Immatures' (Larvae, Pupae, Eggs), 'Age Class(es)', 'Other Label', and 'Comments'. There are also checkboxes for 'Catalog number +1' and 'Same locality', and buttons for 'Clear', 'Next record', and 'Submit'.

Verbatim data entry to the collection DB

Matching verbatim entries to existing georeferenced records in the DB




Parsing remaining records (automatic, crowd sourcing, manual)

Matching locality information to USGS database

Manual georeferencing using GeoLocate, Google Earth, etc.

Record is georeferenced

GBIF



Collection size: ~8,000,000 specimens

Digitized: ~1,700,000 specimens (~660,000 records)